


DISTRIBUTION  
MINI-TRUNKING


AFFORDABLE  
QUALITY



CATALOGUE  
PAGES  
INSIDE

THE GLOBAL SPECIALIST  
IN ELECTRICAL AND DIGITAL BUILDING INFRASTRUCTURES

 **legrand**<sup>®</sup>



2 VERSIONS OF LEGRAND MINI-TRUNKING

1) ADHESIVE

2) NAIL OR SCREW MOUNTING

# Distribution mini-trunking

AN AFFORDABLE  
RANGE WITH LEGRAND  
QUALITY

Legrand's range of distribution mini-trunking is ideal for refurbishment work in the residential and small commercial sector, and has a number of advantages:

- 2 mini-trunking versions: adhesive and nail or screw mounting
- Simplified and tool-free installation with the adhesive version
- High-quality finish, with profiles and accessories in the same colour
- Optimised wiring space
- Fully compatible with Forix wiring accessories

## A complete offer for equipping all sites



The broad range of the Legrand distribution mini-trunking, together with its dedicated accessories, makes it suitable for all common configurations in the residential and small commercial sectors.

### A complete range covering all essential refurbishment requirements

| Cross-sections Mini-trunking | 15 x 10 | 20 x 12 | 24 x 14 | 16 x 16 | 32 x 16 | 40 x 16 | 40 x 40 | 50 x 20 | 60 x 20 |
|------------------------------|---------|---------|---------|---------|---------|---------|---------|---------|---------|
| with adhesive                | ●       | ●       | ●       | ●       | ●       | ●       | —       | —       | —       |
| nail or screw mounting       | ●       | ●       | ●       | ●       | ●       | ●       | ●       | ●       | ●       |

### A variety of accessories designed to meet the needs of all installations

| Internal angle | External angle | Flat angle | Cover joint | T-junction | End cap | Special adaptor for Forix |
|----------------|----------------|------------|-------------|------------|---------|---------------------------|
|                |                |            |             |            |         |                           |



WITH THE SPECIAL ADAPTOR:  
EASY INSTALLATION  
AND ATTRACTIVE APPEARANCE

# Mini-trunking and Forix wiring accessories

A COMPLETE OFFER  
FOR EQUIPPING ALL  
SITES

With its special adaptor, the Legrand range of distribution mini-trunking can take Forix wiring accessories, providing a neat, attractive finish. Used with its dedicated accessories, the distribution mini-trunking is suitable for all configuration in the residential and small commercial sectors.

## A special Forix adaptor and dedicated accessories for a high-quality finish



The Forix adaptor is simple to install and provides the link between Forix wiring accessories range and the mini-trunking. Switches or power and data socket outlets can thus be incorporated easily in a refurbishment programme with distribution mini-trunking.

### Distribution mini-trunking and Forix wiring accessories



Used vertically or horizontally, the special adaptor hides any cutting flaws on the mini-trunking. Its adhesive makes it very easy to install. The adaptor can be fitted at the end, once the installation is complete.

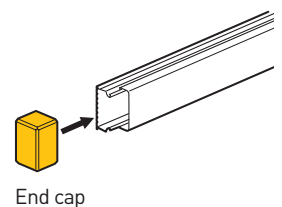
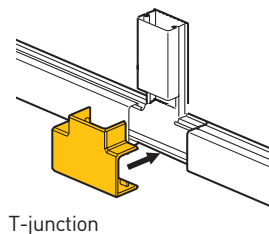
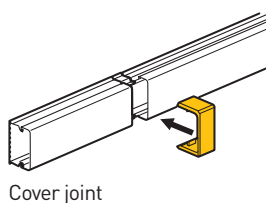
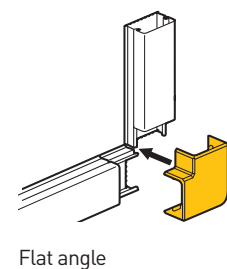
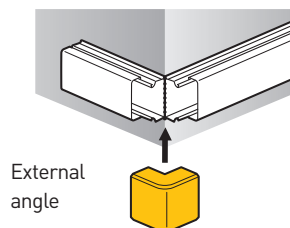
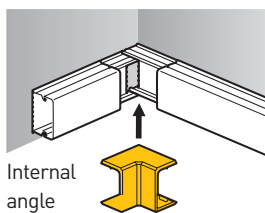


**1** When Forix is installed alongside the mini-trunking, the special adaptor needs to be cut. Its adhesive makes it easy to position the accessory against the wiring accessory.



**2** Once the special adaptor is fitted, it will hide the cut on the mini-trunking as close as possible to the wiring accessory.

### The accessories are easy to install on the mini-trunking body, providing a perfect finish significant time saving during installation process and avoiding 45° cuts.







LEGRAND DISTRIBUTION MINI-TRUNKING:  
OPTIMUM EASE OF INSTALLATION  
IN JUST 3 STEPS

# Mini-trunking & installation

SOLUTIONS FOR  
QUICK AND RELIABLE  
INSTALLATION

Legrand makes full use of its expertise, offering innovative products with the adhesive mini-trunking and accessories designed to ensure a perfect installation, avoiding 45° cuts and hiding cutting defects. The whole range complies with the standards, providing the reliability for which Legrand products are so well-known.

## Time-saving and optimised installation



The wiring space inside the mini-trunking allows wires to run smoothly making installation easy. A single person can install the Legrand adhesive range of distribution mini-trunking on his or her own, with no tools and without having to drill into the walls.

### CONFORMS TO STANDARD:

- EN 50085-2-1
- Impact resistance and holding strength
- Self-extinguishing
- IP40



**1** Simply remove the protective strip from the adhesive foam on the back of the min-trunking.



**2** Place the mini-trunking in the required position and press it firmly against the wall. The thickness of the adhesive foam compensates for any flaws in the wall.



**3** The cover fits onto the profile very easily, with a single click. The carefully designed shaping of the PVC mini-trunking holds it durably in place no matter the number of cables.



**1** Position the mini-trunking against the wall.



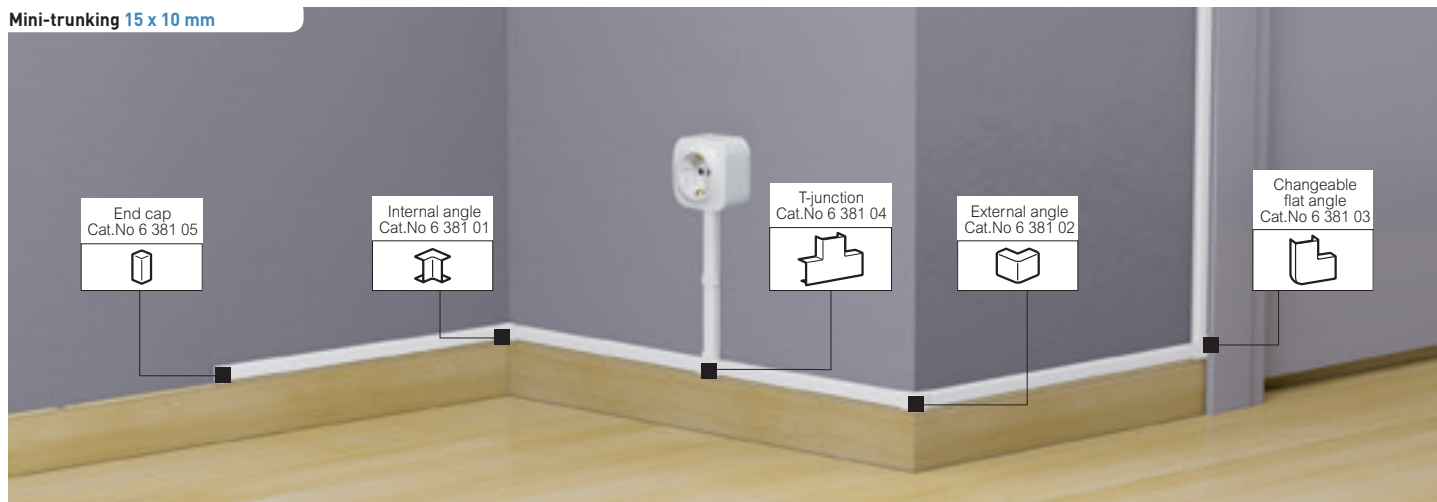
**2** Attach the mini-trunking according to the composition of the wall, either nailing or screwing it on.



**3** The cover fits onto the profile very easily, with a single click. The carefully designed shaping of the PVC mini-trunking holds it durably in place no matter the number of cables.

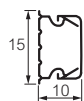
# Distribution mini-trunking 15 x 10 / 20 x 12 / 24 x 14 and 16 x 16

## Mini-trunking 15 x 10 mm



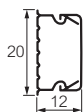
Selection chart **p. 8**  
 Technical characteristics **p. 9**

| Pack             | Cat.Nos  | 15 x 10 mm mini-trunking  |
|------------------|----------|---|
| 154 <sup>1</sup> | 6 381 00 | Without central partition<br>Conform to EN 50085-2-1<br>To be fixed with wall plugs<br>Supplied in 77 lengths of 2 metres |
| 80 <sup>1</sup>  | 6 381 09 | With adhesive<br>Supplied in 40 lengths of 2 metres   |



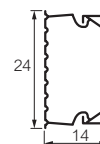
| Pack | Cat.Nos  | Finishing accessories for 15 x 10 mm mini-trunking |
|------|----------|--|
| 10   | 6 381 05 | End cap  |
| 10   | 6 381 01 | Internal angle                                     |
| 10   | 6 381 02 | External angle                                     |
| 10   | 6 381 03 | Flat angle   |
| 10   | 6 381 06 | Cover joint  |
| 10   | 6 381 04 | Flat T-junction                                    |

| Pack            | Cat.Nos  | 20 x 12 mm mini-trunking  |
|-----------------|----------|---|
| 96 <sup>1</sup> | 6 381 20 | Without central partition<br>Conform to EN 50085-2-1<br>To be fixed with wall plugs<br>Supplied in 48 lengths of 2 metres |
| 42 <sup>1</sup> | 6 381 29 | With adhesive<br>Supplied in 21 lengths of 2 metres   |



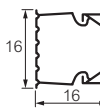
| Pack | Cat.Nos  | Finishing accessories for 20 x 12 mm mini-trunking |
|------|----------|--|
| 10   | 6 381 25 | End cap  |
| 10   | 6 381 21 | Internal angle                                     |
| 10   | 6 381 22 | External angle                                     |
| 10   | 6 381 23 | Flat angle   |
| 10   | 6 381 26 | Cover joint  |
| 10   | 6 381 24 | Flat T-junction                                    |

| Pack            | Cat.Nos  | 24 x 14 mm mini-trunking  |
|-----------------|----------|---|
| 70 <sup>1</sup> | 6 381 30 | Without central partition<br>Conform to EN 50085-2-1<br>To be fixed with wall plugs<br>Supplied in 35 lengths of 2 metres |
| 66 <sup>1</sup> | 6 381 39 | With adhesive<br>Supplied in 33 lengths of 2 metres   |



| Pack | Cat.Nos  | Finishing accessories for 24 x 14 mm mini-trunking |
|------|----------|--|
| 10   | 6 381 35 | End cap  |
| 10   | 6 381 31 | Internal angle                                     |
| 10   | 6 381 32 | External angle                                     |
| 5    | 6 381 33 | Flat angle   |
| 10   | 6 381 36 | Cover joint  |
| 5    | 6 381 34 | Flat T-junction                                    |

| Pack             | Cat.Nos  | 16 x 16 mm mini-trunking  |
|------------------|----------|---|
| 150 <sup>1</sup> | 6 381 10 | Without central partition<br>Conform to EN 50085-2-1<br>To be fixed with wall plugs<br>Supplied in 75 lengths of 2 metres |
| 50 <sup>1</sup>  | 6 381 19 | With adhesive<br>Supplied in 23 lengths of 2 metres   |



















| Pack | Cat.Nos  | Finishing accessories for 16 x 16 mm mini-trunking |
|------|----------|--|
| 10   | 6 381 15 | End cap  |
| 10   | 6 381 11 | Internal angle                                     |
| 10   | 6 381 12 | External angle                                     |
| 10   | 6 381 13 | Flat angle   |
| 10   | 6 381 16 | Cover joint  |
| 10   | 6 381 14 | Flat T-junction                                    |

1: Number of meters in pack





## Distribution mini-trunking: profiles and accessories

| BODIES  | SECTION   |               | FINISHING ACCESSORIES   |   |  |   |   |   |
|---|---|---------------|---|---|--|---|---|---|
|   | Length 2 m  |               | End cap   | Internal angle  | External angle   | Flat angle  | Cover joint   | Flat T-junction   |
| Size and shape  | Wall plugs  | With adhesive |  |  |  |  |  |  |
|   | <b>15 x 10</b><br> | 6 381 00      | 6 381 09  | 6 381 05  | 6 381 01   | 6 381 02  | 6 381 03  | 6 381 06  |
| <b>20 x 12</b><br>   | 6 381 20  | 6 381 29      | 6 381 25  | 6 381 21  | 6 381 22   | 6 381 23  | 6 381 26  | 6 381 24  |
| <b>24 x 14</b><br>   | 6 381 30  | 6 381 39      | 6 381 35  | 6 381 31  | 6 381 32   | 6 381 33  | 6 381 36  | 6 381 34  |
| <b>16 x 16</b><br>   | 6 381 10  | 6 381 19      | 6 381 15  | 6 381 11  | 6 381 12   | 6 381 13  | 6 381 16  | 6 381 14  |
| <b>32 x 16</b><br>   | 6 381 40  | 6 381 49      | 6 381 45  | 6 381 41  | 6 381 42   | 6 381 43  | 6 381 46  | 6 381 44  |
| <b>40 x 16</b><br>   | 6 381 50  | 6 381 59      | 6 381 55  | 6 381 51  | 6 381 52   | 6 381 53  | 6 381 56  | 6 381 54  |
| <b>50 x 20</b><br><br> | 6 381 60  | -             | 6 381 65  | 6 381 61  | 6 381 62   | 6 381 63  | 6 381 66  | 6 381 64  |
|   | 6 381 68  | -             |   |   |  |   |   |   |
| <b>60 x 20</b><br>   | 6 381 70  | -             | 6 381 75  | 6 381 71  | 6 381 72   | 6 381 73  | 6 381 76  | 6 381 74  |
| <b>40 x 40</b><br>   | 6 381 80  | -             | 6 381 85  | 6 381 81  | 6 381 82   | 6 381 83  | 6 381 86  | 6 381 84  |

# Distribution mini-trunking

## wiring capacity chart and installation

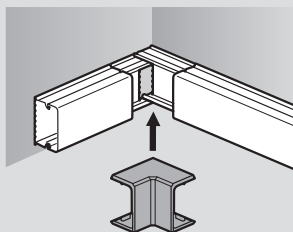
### Classification of mini-trunking according to EN 50085-2-1

|   |  |
|---|--|
| 6.2 Resistance to impact for installation and application | 1 J  |
| 6.3 Minimum storage and transport temperature             | - 25 °C                                      |
| 6.3 Minimum installation and application temperature      | + 15 °C                                      |
| 6.3 Maximum application temperature                       | + 60 °C                                      |
| 6.4 Resistance to flame propagation                       | Non-flame propagating                        |
| 6.5 Electrical continuity characteristic                  | Without electrical continuity characteristic |
| 6.6 Electrical insulating characteristic                  | With electrical insulating characteristic    |
| 6.7 Degrees of protection provided by enclosure           | IP40   |
| 6.9 The system access cover retention                     | With a tool                                  |
| 6.101 The position when surface mounted                   | Wall fixed<br>Ceiling fixed                  |
| 6.102 The functions provided                              | Type 1                                       |
| Rated current   | 500 V  |
| Protection against mechanical shocks                      | IK 06  |

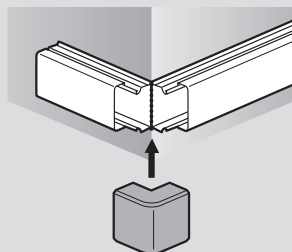
### Wiring capacity

| Number of compartments | Size    | Section max. (mm <sup>2</sup> ) | Number of conductors |                     |                   |                   |                |        |
|------------------------|---------|---------------------------------|----------------------|---------------------|-------------------|-------------------|----------------|--------|
|                        |         |                                 | 1.5 mm <sup>2</sup>  | 2.5 mm <sup>2</sup> | 4 mm <sup>2</sup> | 6 mm <sup>2</sup> | UTP/FTP Cat. 6 | Ø max. |
| 1                      | 15 x 10 | 79                              | 4                    | 3                   | 3                 | 2                 | 1              | 8      |
|                        | 16 x 16 | 176                             | 10                   | 7                   | 6                 | 5                 | 3              | 10.5   |
|                        | 20 x 12 | 164                             | 9                    | 7                   | 6                 | 4                 | 3              | 10     |
|                        | 24 x 14 | 249                             | 15                   | 11                  | 9                 | 7                 | 4              | 12     |
|                        | 32 x 16 | 395                             | 23                   | 17                  | 15                | 11                | 7              | 14     |
|                        | 40 x 16 | 510                             | 30                   | 22                  | 20                | 14                | 10             | 14     |
|                        | 40 x 40 | 1337                            | 81                   | 60                  | 52                | 38                | 26             | 37     |

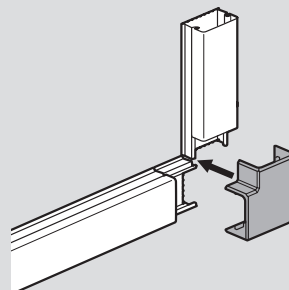
Internal angle



External angle

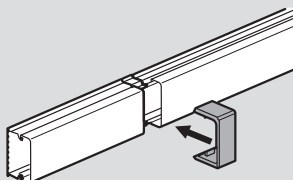


Flat angle

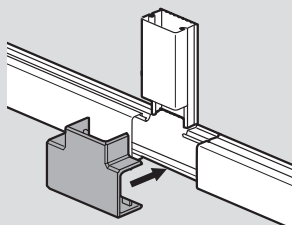


Clip-on the cover of the flat angle  
Take care of having a minimum distance between the trunking and the adjacent wall, in order to allow the installation of the angle

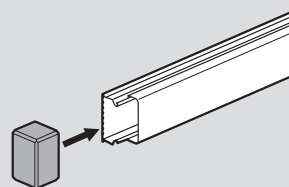
Body joint



Flat junction



End cap





EX 214013 - June 2014 - Getty - Studio Gendraud

FOLLOW US  
ALSO ON

- @ [www.legrand.com](http://www.legrand.com)
-  [www.youtube.com/legrand](http://www.youtube.com/legrand)
-  [twitter.com/legrand\\_news](http://twitter.com/legrand_news)



**World Headquarters**  
and International Department  
87045 Limoges Cedex - France  
☎ : + 33 (0) 5 55 06 87 87  
Fax: + 33 (0) 5 55 06 74 55